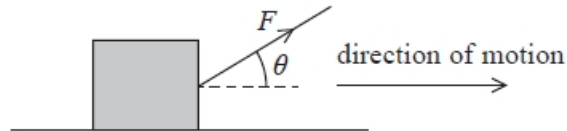


Work, Energy and Power (MCQ Only)

Q1.

A rope is used to apply a force F to a box as shown. The box is pulled a distance d along a horizontal surface.



Which of the following could be used to determine the work done on the box?

- A $Fd \sin \theta$
- B $\frac{Fd}{\sin \theta}$
- C $Fd \cos \theta$
- D $\frac{Fd}{\cos \theta}$

(Total for question = 1 mark)

Q2.

Answer the question with a cross in the box you think is correct . If you change your mind about an answer, put a line through the box and then mark your new answer with a cross .

A power station provides electrical power at a mean rate of 3500 MW.

Which of the following gives the best estimate of the energy provided to consumers over a period of a year?

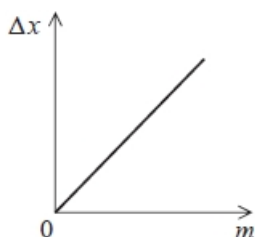
1 year = 3.2×10^7 s

- A 1×10^6 J
- B 1×10^{11} J
- C 1×10^{13} J
- D 1×10^{17} J

(Total for question = 1 mark)

Q3.

A spring is hung vertically and masses are added to the lower end. The graph shows how the extension Δx of the spring varies with the mass m added.



The work done in extending the spring can be expressed as

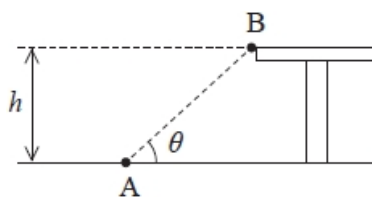
(1)

- A $mg\Delta x$
- B $\frac{mg}{\Delta x}$
- C $\frac{1}{2}mg\Delta x$
- D $\frac{mg}{2\Delta x}$

(Total for question = 1 mark)

Q4.

An object of mass m is moved from point A on the ground, to point B on a bench of height h as shown in the diagram.



Which of the following is a correct expression for the work done on the object?

(1)

- A $\frac{mgh}{\sin \theta}$
- B $\frac{mgh}{\cos \theta}$
- C mgh
- D $mgh \sin \theta$

(Total for question = 1 mark)

Q5.

An object of weight 7 N is raised from a height of 2 m to a height of 8 m.
The change in gravitational potential energy is

- A 42 J
- B 56 J
- C 412 J
- D 549 J

(Total for question = 1 marks)

Q6.

A car of mass 1.5×10^3 kg is travelling at a speed of 25 m s^{-1} . The driver applies the brakes and the car comes to rest.

Which of the following gives the decrease in kinetic energy, in joules, as the car is brought to rest?

- A $750 \times (25)^2$
- B $750 \times \left(\frac{25}{2}\right)^2$
- C $1500 \times (25)^2$
- D $1500 \times \left(\frac{25}{2}\right)^2$

(Total for question = 1 mark)

Q7.

A cyclist travels up a slope through a vertical height h in a time t . The mass of the cyclist and his bike is m .

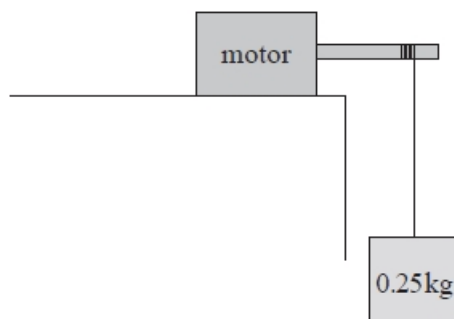
The average power of the cyclist is

- A $\frac{mg}{t}$
- B $\frac{t}{mg}$
- C $\frac{mgh}{t}$
- D $\frac{t}{mgh}$

(Total for question = 1 mark)

Q8.

A motor is used to lift an object as shown. The object is raised through a vertical height of 75 cm at a constant speed of 0.40 m s^{-1} .



Which of the following gives the rate of increase of potential energy of the object in watts?

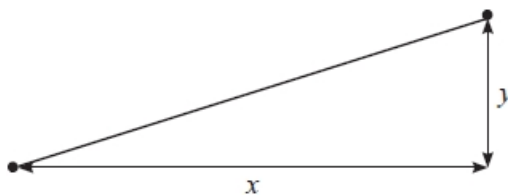
- A $0.25 \times 9.81 \times 0.40$
- B 0.25×0.75
- C $0.25 \times 9.81 \times 0.75$
- D $0.5 \times 0.25 \times (0.40)^2$

(Total for question = 1 mark)

Q9.

An object of mass m is moved from the bottom to the top of a slope. The vertical height of the slope is y .

The horizontal distance between the bottom and top of the slope is x .



Which of the following gives the gain of gravitational potential energy of the object as it moves from the bottom to the top of the slope?

- A mgx
- B $mg y$
- C $mg(x + y)$
- D $mg \sqrt{(x^2 + y^2)}$

(Total for question = 1 mark)

Q10.

A car of mass 1.2×10^3 kg is travelling at a speed of 18 m s^{-1} . The driver applies the brakes and the car comes to rest.

What is the work done by the brakes in stopping the car?

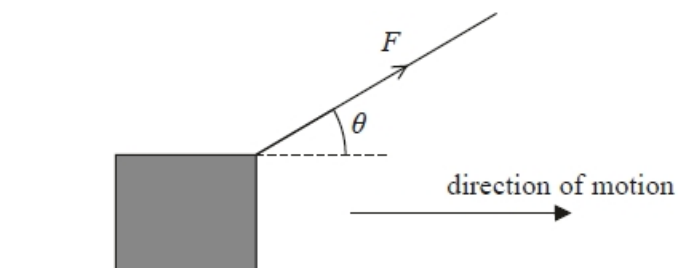
- A 11 kJ
- B 22 kJ
- C 190 kJ
- D 390 kJ

(Total for question = 1 mark)

Q11.

A rope is used to pull a box a distance d along a horizontal surface at a constant speed.

A force F is applied to the rope and the rope is at an angle θ to the horizontal.



Which of the following could be used to determine the work done on the box?

- A $\frac{Fd}{\cos\theta}$
- B $Fd\cos\theta$
- C $\frac{Fd}{\sin\theta}$
- D $Fd\sin\theta$

(Total for question = 1 mark)

Q12.

The velocity v of a non-relativistic particle can be expressed in terms of combinations of the following quantities: kinetic energy E_k , momentum p and mass m .

Which of the following expressions is correct?

A $v = \frac{p^2}{m}$

B $v = \sqrt{\frac{2E_k}{m}}$

C $v = \frac{E_k}{2p}$

D $v = \frac{2E_k}{pm}$

(Total for question = 1 mark)

Q5.

Question Number	Answer	Mark
	A	1

Q6.

Question Number	Answer	Additional Guidance	Mark
	A is the only correct answer	B is incorrect because speed has been divided by 2 C is incorrect because $E_K = 0.5 mv^2$ D is incorrect because $E_K = 0.5 mv^2$	1

Q7.

Question Number	Acceptable Answer	Additional guidance	Mark
	C	$\frac{mgh}{t}$	(1)

Q8.

Question Number	Answer	Additional Guidance	Mark
	A is the only correct answer	B is incorrect because $P = mgh/t = mgv$ C is incorrect because $P = mgh/t = mgv$ D is incorrect because $P = mgh/t = mgv$	1

Q9.

Question Number	Answer	Mark
	B - mgy , $E_p = mg\Delta h$, correct distance (vertical)	1
	Incorrect Answers: A – incorrect distance (horizontal) C – incorrect distance (horizontal + vertical) D – incorrect distance (length of slope)	

Q10.

Question Number	Answer	Mark
	C 190 kJ	1
	Incorrect Answers: A – The velocity was not squared when using the formula $E_k = \frac{1}{2}mv^2$ e.g. $\frac{1}{2}(1.2 \times 10^3)(18) = 11$ kJ B – The velocity was not squared and the $\frac{1}{2}$ was omitted when using the formula $E_k = \frac{1}{2}mv^2$ e.g. $(1.2 \times 10^3)(18) = 22$ kJ D – The $\frac{1}{2}$ was omitted when using the formula $E_k = \frac{1}{2}mv^2$ e.g. $(1.2 \times 10^3)(18)^2 = 390$ kJ	

Q11.

Question Number	Acceptable answers	Additional guidance	Mark
	B		1

Q12.

Question Number	Acceptable answers	Additional guidance	Mark
	The only correct answer is B <i>A is not correct because this is not dimensionally correct</i> <i>C is not correct because $E_k/2p = v/4$</i> <i>D is not correct because this is not dimensionally correct</i>		1